



Excellence through sustainable experience.



An ISO 9001 and 13485 Certified Company

Aastha Surgical Co.
MANUFACTURING OF OT TABLES & LIGHTHS

OUR INFRASTRUCTURE



Aastha Surgical Co.



ELECTRO C-ARM MANUAL OPERATING TABLE (AAS-1002)



OPTIONAL FEATURES:

TOP SLIDE

SPLIT LEG SECTION

SALIENT FEATURES

- Eccentric Pillars
- Stainless Fittings
- Detach-able, Head, Leg & Pelvic Section
- IN built kidney bridge
- Five Sectional Radio - Translucent Top
- Base & Cover made of attractive, easy to clean Stainless Steel.
- Sophisticated mechanics provide smooth, step less articulation of the table top for precise patient positioning.
- Battery Back-up Available.

STANDARD ACCESSORIES

• "L" shaped Anaesthetic screen	: One Pc.
• Side Support	: One Pair
• Shoulder Support	: One Pair
• Radio translucent arm-board	: One Pair
• PU foam mattress	: One Set
• Goepel knee crutch with straps	: One Pair

TECHNICAL DATA

Length of table	: 1950mm
Width of table	: 525mm
Minimum Height (without Mattress)	: min.750mm (As per Requirement)
Maximum height (without Mattress)	: Max1000mm (As per Requirement)
Trendelenburg / Reverse	: $\pm 25^\circ$
Lateral Tilt / Reverse	: $\pm 20^\circ$
Back Section	: $+75^\circ$ & -40°
Head Section	: $\pm 60^\circ$
Leg Section	: $0^\circ - 90^\circ$
Floor Locking system	: By manual

ELECTRO MANUAL BARIATIC OPERATING TABLE (AAS-1003)



SALIENT FEATURES

- Centric Pillars
- Stainless Fittings
- Detach-able, Head, Leg & Pelvic Section
- High Load Capacity upto 350Kg.
- Adjustable width and length to accommodate tall & wide patients.
- Base & Cover made of attractive, easy to clean Stainless Steel.
- Sophisticated mechanics provide smooth, step less articulation of the table top for precise patient positioning.
- Battery Back-up Available.

STANDARD ACCESSORIES

• Side Rail Clamp	: One Set
• Side Support	: One Pair
• Shoulder Support	: One Pair
• Radio translucent arm-board	: One Pair
• PU foam mattress	: One Set
• Goepel knee crutch with straps	: One Pair
• Foot Rest	: One Pair
• Body Support Belt with Velcro	: One Pair
• Width Extender	: Two Pair

TECHNICAL DATA

Length of table	: 1950mm
Width of table	: 525mm
Minimum Height (without Mattress)	: min.650mm (As per Requirement)
Maximum height (without Mattress)	: Max 950mm (As per Requirement)
Trendelenburg / Reverse	: + 45° / -25°
Lateral Tilt / Reverse	: ± 15°
Back Section	: +75° & -40°
Head Section	: ±60°
Leg Section	: 0° -90°
Floor Locking system	: By manual

SEMI ELECTRIC OPERATING TABLE (AAS-1004)



OPTIONAL FEATURES:

**HYDRAULIC
UP/DOWN**

**SPLIT LEG
SECTION**

SALIENT FEATURES

- Eccentric Pillars
- Stainless Fittings
- Detach-able, Head, Leg & Pelvic Section
- IN built kidney bridge
- Five Sectional Radio - Translucent Top
- Base & Cover made of attractive, easy to clean Stainless Steel.
- Sophisticated mechanics provide smooth, step less articulation of the table top for precise patient positioning.
- Battery Back-up Available.

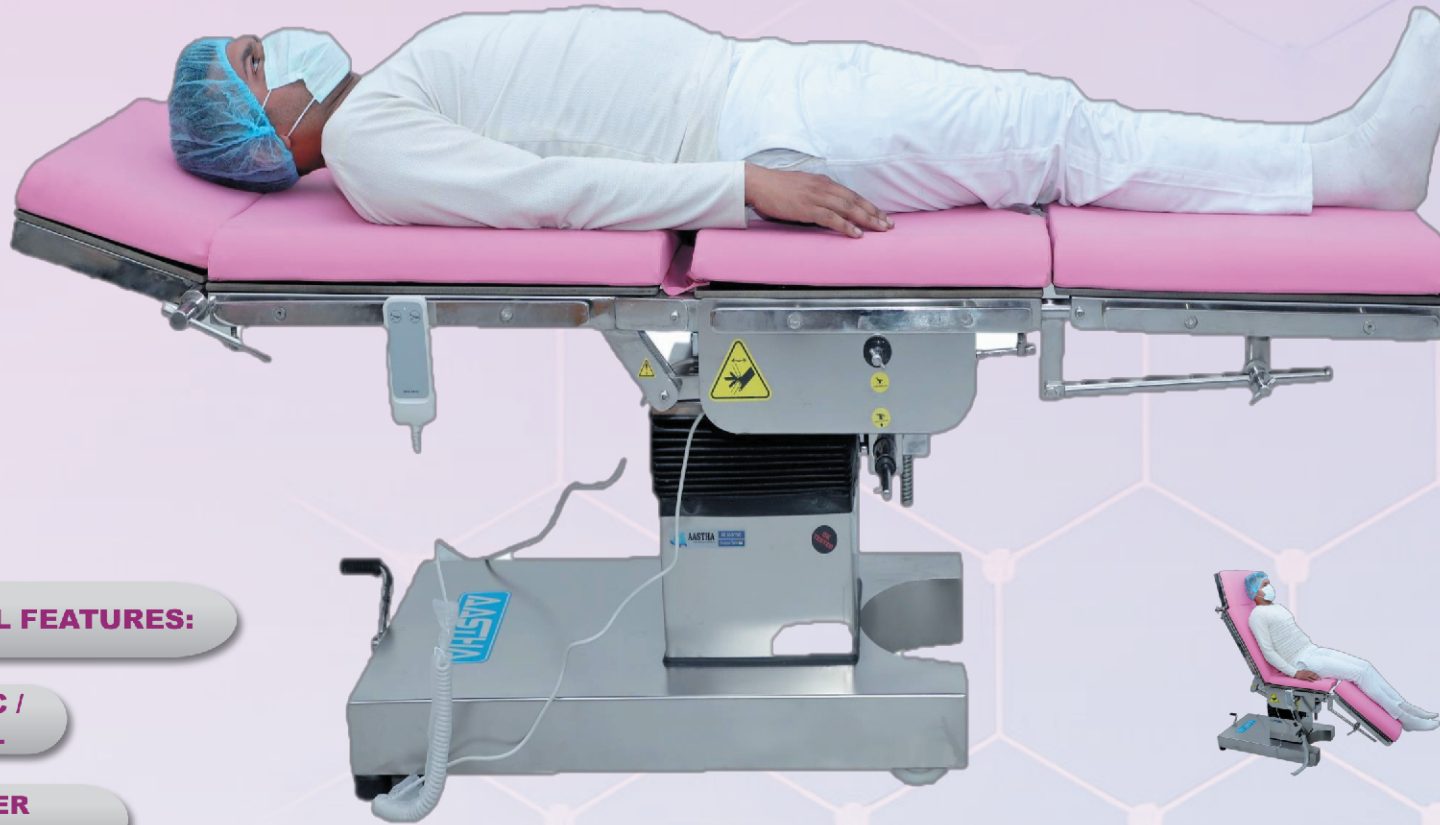
STANDARD ACCESSORIES

• "L" shaped Anaesthetic screen	: One Pc.
• Side Support	: One Pair
• Shoulder Support	: One Pair
• Radio translucent arm-board	: One Pair
• PU foam mattress	: One Set
• Goepel knee crutch with straps	: One Pair

TECHNICAL DATA

Length of table	: 1950mm
Width of table	: 525mm
Minimum Height (without Mattress)	: min.750mm (As per Requirement)
Maximum height (without Mattress)	: Max1000mm (As per Requirement)
Trendelenburg / Reverse	: $\pm 25^\circ$
Lateral Tilt / Reverse	: $\pm 20^\circ$
Back Section	: $+75^\circ$ & -40°
Head Section	: $\pm 60^\circ$
Leg Section	: $0^\circ - 90^\circ$
Floor Locking system	: By manual

SEMI ELECTRIC GYNE OPERATING TABLE (AAS-1005)



OPTIONAL FEATURES:

**ELECTRIC /
MANUAL**

**CENTER
LOCKING WHEEL**

SALIENT FEATURES

- Centric Pillars
- Stainless Fittings
- Detach-able, Head & Leg Section
- Base & Cover made of attractive, easy to clean Stainless Steel.
- Sophisticated mechanics provide smooth, step less articulation of the table top for precise patient positioning.

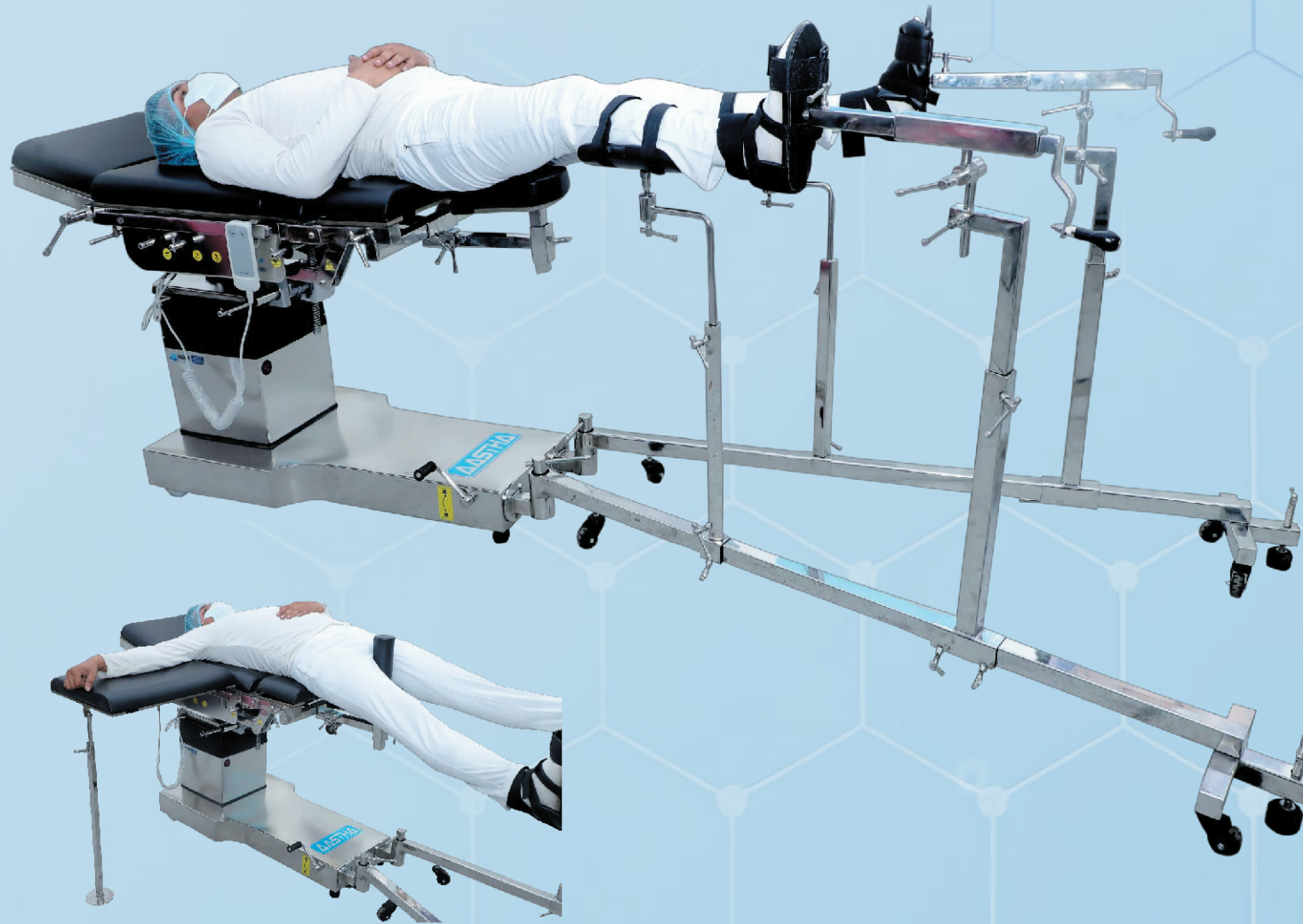
STANDARD ACCESSORIES

- | | |
|----------------------------------|------------|
| • "L" shaped Anaesthetic screen | : One Pc. |
| • Side Support | : One Pair |
| • Shoulder Support | : One Pair |
| • Arm-board | : One Pair |
| • PU foam mattress | : One Set |
| • Goepel knee crutch with straps | : One Pair |

Technical Data

Length of table	: 1950mm
Width of table	: 525mm
Minimum Height (without Mattress)	: min. 650mm (As per Requirement)
Maximum height (without Mattress)	: Max. 900mm (As per Requirement)
Trendelenburg / Reverse	: $\pm 25^\circ$
Back Section	: $+75^\circ$ & -40°
Head Section	: $\pm 60^\circ$
Leg Section	: $0^\circ - 90^\circ$
Floor Locking system	: By manual

ORTHO PEDIC FLOOR ATTACHMENTS



FEMUR TREATMENT IN LATERAL POSITION, USING COUNTERACTION POST FOR FEMUR (LATERAL VIEW)



FEMUR TREATMENT IN SUPINE POSITION



TIBIA EXTENSION, USING COUNTERACTION POST FOR TIBIA AND FIBULA (A.P. VIEW)

HAND SURGERY ARM BOARD

SALIENT FEATURES

- Easy to operate & assemble.
- Stainless Fittings
- Easy C -arm access (while attached ortho attachment).
- No floor obstacles for surgeon staff.
- Highly efficient and effective in tibia nailing compared to floor model.
- Base & Cover made of attractive, easy to clean Stainless Steel.

STANDARD ACCESSORIES

• Hand Surgery Board with stand	: One Pc.
• Pelvic Sheet with Mattress	: One Pc.
• Traction Boot	: One Pair
• Counter Traction Post for the femur	: One Pc.
• Perineal Post	: One Pc,
• Extension Support Bar	: One Pc.
• Knee Support Post	: One Pc.
• Lower Leg Support	: One Pc.

ORTHO PEDIC HANGING ATTACHMENTS




SALIENT FEATURES

- Easy to operate & assemble.
- Stainless Fittings
- Easy C -arm access (while attached ortho attachment).
- No floor obstacles for surgeon staff.
- Highly efficient and effective in tibia nailing compared to floor model.
- Base & Cover made of attractive, easy to clean Stainless Steel.

STANDARD ACCESSORIES

- | | |
|---------------------------------------|------------|
| • Hand Surgery Board with stand | : One Pc. |
| • Pelvic Sheet with Mattress | : One Pc. |
| • Traction Boot | : One Pair |
| • Counter Traction Post for the femur | : One Pc. |
| • Perineal Post | : One Pc, |
| • Extension Support Bar | : One Pc. |
| • Knee Support Post | : One Pc. |
| • Lower Leg Support | : One Pc. |

LED Surgical Lights



360° German Spring ARM

Super-80

Technical Data	
Intensity	2,00,000 x 2 Lux
Spot Diameter	100-150 mm
Depth Illumination	10-15 cm
Colour Temp.	3800-5200K
Colour Rendering Index	91 Ra
Focussing	Manual
LED Average Life	>50000 Hrs.
Dome Size	600 mm
Intensity Control	10-100 Digital
Power Supply	220V/ 50 Hz Ac
Power	80 Watt x 2
Special Function	Memory Function & Endo Mode



HD Wireless Camera



Alpha Super-48

Technical Data	
Intensity	1,60,000 x 2 Lux
Spot Diameter	100-150 mm
Depth Illumination	10-15 cm
Colour Temp.	3800-5200K
Colour Rendering Index	91 Ra
Focussing	Manual
LED Average Life	>50000 Hrs.
Dome Size	500 mm
Intensity Control	10-100 Digital
Power Supply	220V/50 Hz Ac
Power	48 Watt x 2
Special Function	Memory Function & Endo Mode

Examination OT Light



MOBILE ALPHA SUPER 48


Technical Data	
Intensity	1,60,000 Lux
Spot Diameter	100-150 mm
Depth Illumination	10-15 cm
Colour Temp.	3800-5200K
Colour Rendering Index	91 Ra
Focussing	Manual
LED Average Life	>50000 Hrs.
Dome Size	500 mm
Intensity Control	10-100 Digital
Power Supply	220V/50 Hz Ac
Power	48 Watt x 2
Special Function	Memory Function & Endo Mode

Examination OT Light



MODEL : BRIO 16

Technical Data	
Intensity	90,000 Lux
Spot Diameter	100-150 mm
Depth Illumination	10-15 cm
Colour Temp.	3800-5200K
Colour Rendering Index	91 Ra
Focussing	Fixed
LED Average Life	>50000 Hrs.
Dome Size	150 mm
Intensity Control	10-100 Digital
Power Supply	220V/ 50 Hz Ac
Power	18 Watt



MODEL : BRIO 12

Technical Data	
Intensity	50,000 Lux
Spot Diameter	100-150 mm
Depth Illumination	10-15 cm
Colour Temp.	3800-5200K
Colour Rendering Index	91 Ra
Focussing	Fixed
LED Average Life	>50000 Hrs.
Dome Size	200 mm
Intensity Control	10-100 Digital
Power Supply	220V/ 50 Hz Ac
Power	12 Watt

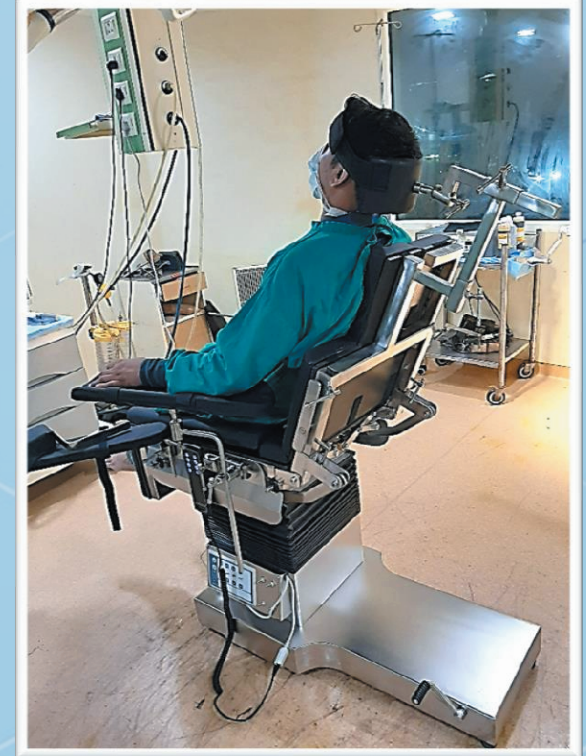
OPERATING TABLE ACCESSORIES



SPLIT LEG SECTION




WILSON RADIOLUCENT FRAME



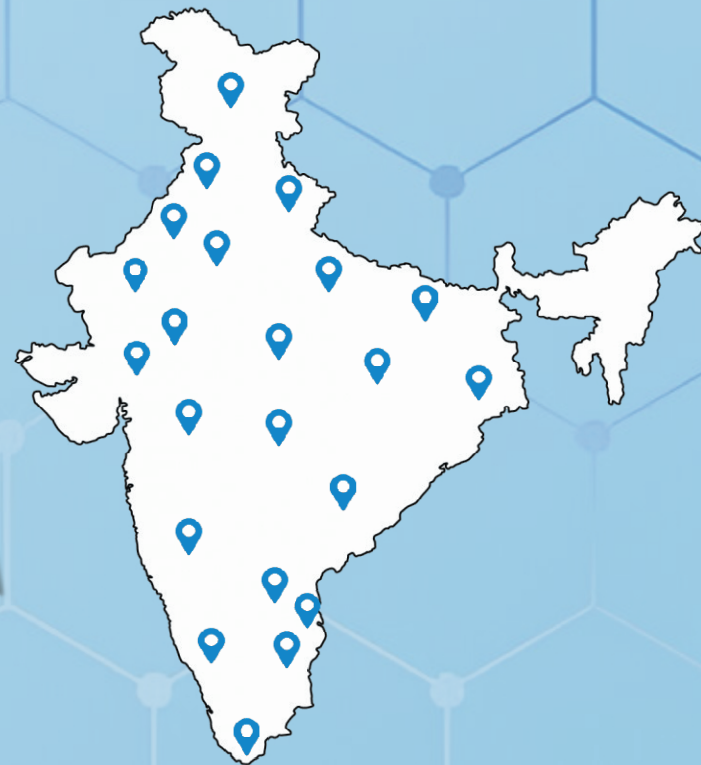
SHOULDER ARTHROSCOPY ATTACHMENT



HANGING ATTACHMENT TROLLEY



SIX PIN NEURO HEAD



Manufactured by :

Aastha Surgical Co.

Manufacturing Unit O.T Table : 215 Sector 26, Industrial Area, Bhiwani - 127021 (Hr.) India

O.T Light : I 183, Sector - 3, Bawana Industrial Area, New Delhi - 110039

Head Office : 1, Arunachalam Nagar

New Volleyball Ground Pattur Mangadu, Chennai - 600122

Office No. 94161 41554, 70153 79144

E-mail: vishu.aashtasurgicalco@gmail.com

Website: www.asthatables.in

Authorized Dealer: